

# Part 370 Data Quality Scorecard

## Summary

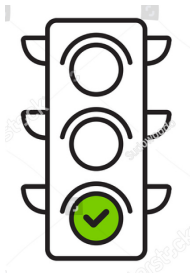
Part 370 loaded resulted in a roll up data quality score of

# 98.59%

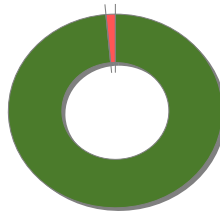
The load is excellent quality to calculate

File Loaded	Rejected
Customer 31	0
Account 48	0
Participant 61	2
Pending 0	0
<b>Total 140</b>	<b>2</b>

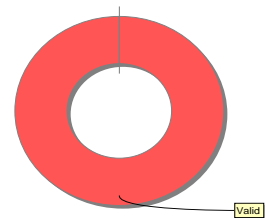
Go



98.59% Loaded



% Rejections By Dimension



## Decompositions

Data Quality dimensions are measurable characteristics of data, providing a vocabulary for defining and measuring data quality. See Dice Dimensions Explained on how these are determined.

Dimension	Customer	Account	Participant	Pending	Quality
Unique	31	48	63	0	100%
Complete	31	48	63	0	100%
Valid	31	48	61	0	98.59%
Accurate	31	48	63	0	100%
Reasonable	31	48	63	0	100%
Integral	31	48	63	0	100%
Consistent	31	48	63	0	100%
Timely	31	48	63	0	100%

## Quality Details

See **DICE Data Quality Validation Report** for line item analysis of suggested corrections.

Roll up score computed as the average of all dimension ratios at equal weight.

Generated 02/08/2019

LOAD ID: UUID